

HARVIA MODERNA

HVE604XEM

Harvia Moderna, the royalty of electric sauna heaters, will heat up your sauna quickly. Thanks to the digital XE control, it is easy to heat up your sauna to your exact preference, to the accuracy of a single degree.

Advantages

- The stylish Moderna XE with digital control, mounted on the wall, will heat up your sauna quickly.
- The Moderna XE electric sauna heater a range of features and it is easy to install in a new or old sauna. It does not require a separate control unit installed in a dry room. All connections, such as the control panel, door sensor and temperature sensor and connected directly to the heater.
- The Xenio control panel is equipped with illuminated touch keys and a digital display.
- Use the Xenio XE control panel to switch on the heater at any time to reach the desired temperature, to adjust the lighting and to monitor the temperature.
- The Moderna XE model is easy to update to be compatible with MyHarvia with the Xenio WiFi accessory, enabling you to control your sauna functions with your phone. Learn my about the MyHarvia application at www.myharvia.com.



Features


Main material : Steel

Net weight (kg) : 13.8

H x W x D : 580.0 x 410.0 x 310.0 mm

ID	GTIN	Output (kW)	Sauna room size min - max m3
HVE604XEM	6417659028073	6 kW	5.0-8.0


Related products




SFE-220400



WX315



HSW1



HSW1



WX319

Spare parts

Product	ID	Pcs
Heating element 2000W/230V	ZSK-700	1
Sensor with reset button 135deg.	WX247	1
Data cable 5 m RJ16 black	WX311	1
Data cable extension 10 m	WX313	1
Control panel for CX170, CX110	WX380	1
Airflow spoiler Moderna	ZSM-40	1
On/off electric switch	ZSK-684	1
Circuit board XE	WX683	1

Technical details

Technical data	Type / attribute	HVE604XEM
Technical data	Color	Black
	Power output	6 kW
	Stone sizes	Ø5–10 cm
	Stone amount (kg)	25
Dimensions	Product width	410
	Product height	580
	Product depth (mm)	310
	Net weight (kg)	13.8
	Gross weight	14.9
	Package width	410
	Package height	630
	Package depth	310
Safety and installation dimensions	Safety distance front (non-combustible materials)	30
	Safety distance front (combustible materials)	30
	Safety distance right side (combustible materials)	40
	Safety distance right side non-combustible materials	40
	Safety distance left side (combustible materials)	40
	Safety distance left side non-combustible materials	40
	Safety distance side (non-combustible materials)	40
	safety distance to the side wall (combustible materials)	40
	Safety distance (Ceiling)	1100
	Room min. height(depends on connections and therefore from output, star/delta)	1900
	Installation opening height	1900
	Installation opening width	490
Installation opening depth	340	