

BLOCK

ELEMENT SAUNA CABIN

HARVIA

Sauna & Spa





A personal haven for ultimate relaxation

The Harvia Block sauna cabin is custom made to match your desires. You can choose from a wide variety of bench and panel materials and create your own relaxing atmosphere with different illumination options.

Thanks to the innovative structure, the sauna is extremely easy and fast to assemble. We have also designed the sauna to be energy efficient and always safe to use.

Tailor-made to fit your premises

Choose freely the size of your sauna. Depth and width can vary from 1.3 m to 2.5 m. Besides this we have also two standard size cabinets: 1.6 x 2 and 2 x 2 m.

Standard cabins have beautiful panels and benches made of alder.

Open view lets you bath in light

The silk printed safety glass wall on the front lets in natural light. You can equip your sauna even with one or two glass corners for an ultimately spacious feel and look.

For the Block sauna, you can also create your own ambience with the optional remote-controlled color LED lights (RGBW).

Complete insulation for energy-efficiency

The high-quality 30 mm thick PIR insulation is equivalent of approximately to 60 mm conventional rockwool insulation, thus making the sauna energy-efficient and fast to heat up.

Safety both inside and out

The Harvia Block sauna cabin is designed with 70 years of experience taking into consideration all aspects of safety in the sauna.

All window elements are made of 8 mm safety glass, and the sturdy frame material of the Block sauna benches guarantees an enjoyable sauna experience even for a bigger group.

Fast assembling

The Block sauna cabin provides an extremely fast assembly experience from opening the package to heating up the sauna.



Choose your style

Wide range of wall and bench materials available

HARVIA

Sauna & Spa

Features

- Extremely fast installation
- Mix and match the panel of your choice (alder, aspen, heat-treated aspen, or heat-treated brushed alder). Spruce is available for nonvisual surfaces.
- Open and spacious feeling with high quality black framed tempered glass. Improve your sauna's look with one or two glass corners
- Enhanced insulation
- Safety on inside and out
- Additional RGBW Led lights in horizontal or vertical orientation

Product details:

- High performance (PIR insulation) for energy-efficiency
- Extremely fast keyhole installation on frame
- Tailor-made to fit your premises
- Depth and width can vary from 1.3 m to 2.5 m.
- Block benches are equipped with sturdy spruce frames
- Wall thickness ca. 100 mm



SHB2100

Technical details	1,3 x 1,3 m	2 x 2 m one glass corner	2,5 x 2,5 m two glass corners
Height, mm	2100	2100	2100
Net weight, kg	240	360	460
Recommended heating output, kW	4-6	9-16	13.5-20

Material options:



Heat-treated rustic alder



Heat-treated aspen

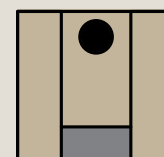
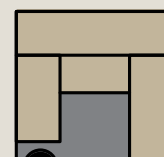

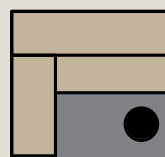
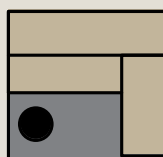



Aspen



Alder

Layout options:



**Inspirational wellness
experiences & equipment**

**YOUR AUTHORISED
DEALER AND INSTALLER
FOR THE UK**

**+44 (0)1428 713 185
sales@leisurequip.com**